



2023 RAM COMMERCIAL





Ram Chassis Cab shown with aftermarket upfit.

RAM CHASSIS CAB

3500/4500/5500

AVAILABLE MAX DIESEL TRAILERING:

29,800 LB (4500)^{1*}

35,220 LB (5500)¹

AVAILABLE MAX DIESEL GCWR:

37,500 LB (4500)²

43,000 LB (5500)²

AVAILABLE MAX DIESEL TORQUE: **800 LB-FT**

RAM PROMASTER®

CARGO VAN/CUTAWAY

CLASS-EXCLUSIVE FRONT-WHEEL DRIVE³

BEST-IN-CLASS TURNING DIAMETER: **36.3 FT**
(118-IN WHEELBASE)³

BEST-IN-CLASS STANDARD CARGO HEIGHT: **66.9 IN**⁴

BEST-IN-CLASS WIDTH BETWEEN WHEEL WELLS: **56 IN**⁴

BEST-IN-CLASS MAX CARGO WIDTH: **75.6 IN**⁴

BEST-IN-CLASS MAX PAYLOAD: **4,680 LB** (CARGO VAN)⁴

AVAILABLE MAX TOWING: **6,910 LB** (CARGO VAN)¹

RAM HEAVY DUTY PICKUP

2500/3500

BEST-IN-CLASS STANDARD GAS HORSEPOWER: **410 HP**⁵

AVAILABLE MAX DIESEL TORQUE:

1,075 LB-FT (3500)

AVAILABLE MAX DIESEL TOWING:

37,090 LB (3500)¹

RAM LIGHT DUTY PICKUPS

1500

LARGEST BRAKE ROTORS IN ITS CLASS⁶

AVAILABLE MAX V8 TOWING: **12,750 LB**¹

MAX PAYLOAD: **2,300 LB**¹

1500 CLASSIC

MAX TOWING: **10,620 LB**¹

MAX PAYLOAD: **1,930 LB**¹

*All disclosures can be found on the last page.



SUPPORTING YOU AND YOUR BUSINESS

Some demand capability, reliability and toughness. Others won't settle for less than complete comfort and luxury. Of course, for others, technology is nonnegotiable. For those that want it all, there is the Ram Brand. Regardless of which Ram Vehicle you choose, you can be sure it was engineered to deliver. Ram 1500 boasts impressive frame strength and robust towing. Work-ready capability and a smooth-shifting 8-speed transmission are at the heart of the 2500/3500 pickups. There's exceptional towing, payload, GCWR and GVWR for Chassis Cab. Ram ProMaster® showcases versatility and a wealth of commercial-grade assets. Get more at ram.com/commercial

- 4500/5500 CHASSIS CAB 4
- 3500 CHASSIS CAB 7
- 2500/3500 PICKUP 9
- RAMBOX® AND BED FEATURES . . 14
- 1500 PICKUP 15
- TRUCK INTERIORS 18
- UCONNECT® 19
- TRUCK CAMERA COVERAGE . . 20
- TRUCK SAFETY AND SECURITY . . 22
- 1500 CLASSIC PICKUP 24
- PROMASTER 26
- POWERTRAINS
- 3500/4500/5500
 CHASSIS CAB 34
- 2500/3500 PICKUP 34
- 1500 PICKUP 35
- 1500 CLASSIC PICKUP 35
- PROMASTER 36
- CONFIGURATIONS
- PICKUP 37
- CHASSIS CAB 37
- PROMASTER 38
- RAM MERCHANDISE 39
- BUSINESS SUPPORT 40
- RAM NETWORK 40

RAM 4500/5500 CHASSIS CAB

READY FOR THE TOUGHEST JOBS

Ram 4500/5500 Chassis Cab comes to work with exceptional capability, outstanding towing and hauling, and impressive versatility for available Power Take-Off (PTO). Ram Chassis Cab highlights include work-ready GCWR and max trailering numbers, huge torque and long oil change intervals from the available 6.7L Cummins® Turbo Diesel.

RAM 4500 CHASSIS CAB

AVAILABLE MAX DIESEL GCWR: **37,500 LB²**

MAX GAS GCWR: **28,500 LB²**

AVAILABLE MAX DIESEL TRAILERING: **29,800 LB¹**

MAX GAS TRAILERING: **21,550 LB¹**

IMPRESSIVE MAX GVWR: **16,500 LB²**

RAM 5500 CHASSIS CAB

AVAILABLE MAX DIESEL GCWR: **43,000 LB²**

MAX GAS GCWR: **28,500 LB²**

AVAILABLE MAX DIESEL TRAILERING: **35,220 LB¹**

MAX GAS TRAILERING: **21,490 LB¹**

MASSIVE MAX GVWR: **19,500 LB²**

**RAM 4500/5500 CHASSIS CAB POWERTRAIN
INFORMATION ON PAGE 34**

Shown with aftermarket upfit.

STRENGTH AND CAPABILITY

A SOLID FOUNDATION YOU CAN BUILD ON

- ▶ 63,000-psi steel front engine crossmember
- ▶ Cast iron front track bar bracket
- ▶ Hydroformed front rail sections
- ▶ 50,000-psi rear C-channel frame rails with eight separate crossmembers

FRONT SUSPENSION STRENGTH

- ▶ Robust five-link coil spring front suspension and beam axle
- ▶ Shock absorbers uniquely tuned to each wheelbase and engine combination
- ▶ Heavy-Duty Front Suspension Package (optional) with taller springs, higher spring rates and a strengthened engine crossmember. Recommended for any vehicle with a forward-biased weight upfit (like an aerial boom or our Snow Plow Package)

REAR SUSPENSION TECHNOLOGY

- ▶ Long-proven two-stage longitudinal leaf springs, tuned to maintain impressive payload and towing capabilities. Retain vehicle attitude at load and overall vehicle dynamics

MAXIMUM TRAILERING

Ram 4500 Chassis Cab

- ▶ Up to 21,550-lb towing¹ (with the 6.4L HEMI® V8)
- ▶ Up to 29,800-lb towing¹ (with the available 6.7L Cummins® Turbo Diesel)

Ram 5500 Chassis Cab

- ▶ Up to 21,490-lb towing¹ (with the 6.4L HEMI V8)
- ▶ Up to 35,220-lb towing¹ (with the available 6.7L Cummins Turbo Diesel)

OUTSTANDING CAPABILITY

- ▶ Ram 4500 Chassis Cab max GVWR of 16,500 lb²
- ▶ Ram 5500 Chassis Cab max GVWR of 19,500 lb²

MAX GCWR

- ▶ Up to 28,500-lb GCWR² (4500/5500 with the 6.4L HEMI V8)
- ▶ Up to 37,500-lb GCWR² (4500 with the available 6.7L Cummins Turbo Diesel)
- ▶ Up to 43,000-lb GCWR² (5500 with the available 6.7L Cummins Turbo Diesel)

CONVENIENCE AND PEACE OF MIND

- ▶ Up to 12,500-mile diesel oil change intervals (with the available 6.7L Cummins Turbo Diesel)
- ▶ Available Active Grille Shutters
- ▶ Available Adaptive Cruise Control with Stop (ACC STOP)
- ▶ Available Trailer Reverse Guidance
- ▶ Available 270° Surround-View Camera System

Spec it all out at ram.com/commercial



Shown with aftermarket upfits.



POWER THAT DELIVERS

- ▶ **Standard Gas Horsepower: 370 hp**
backed by 429 lb-ft of torque from the standard 6.4L HEMI® V8
- ▶ **Lengthy Gas Engine Oil Change Intervals:**
Up to 8,000 miles for the standard 6.4L HEMI V8
- ▶ **Available Diesel Horsepower: 360 hp**
and a no-nonsense 800 lb-ft of torque from the 6.7L Cummins® Turbo Diesel mated with the AISIN® heavy-duty automatic transmission
- ▶ **Available Diesel Engine Oil Change Intervals:**
Up to 12,500 miles for the 6.7L Cummins Turbo Diesel
- ▶ **Rear-Mounted Fuel Tank Capacity:**
52 gallons (standard fuel tank on 4500/5500 Chassis Cab)



- ▶ **Vehicle System Interface Module (VSIM)**
Helpful inputs and outputs with access to more than 70 distinctive upfitter features including:
 - Lighting outputs
 - Power Take-Off (PTO) controls
 - Six programmable in-cabin auxiliary switches with combined 135-amp output
- ▶ **Seven Trailer-Tow Circuits**



- ▶ **Left- or Right-Side PTO-Mounting Capability**

RAM 3500 CHASSIS CAB

START STRONG

This Ram Truck—with its mighty exterior and refined interior—boasts a 14,000-lb max GVWR for gas and available diesel engines²; up to 410 horsepower with the 6.4L HEMI® V8, and convenient oil change intervals on gas and available diesel engines. Available, smart tech features include 270° Surround-View Camera System, Center High-Mounted Stop Lamp (CHMSL) camera and Trailer Reverse Guidance.

RAM 3500 CHASSIS CAB

AVAILABLE MAX DIESEL GCWR: **33,000 LB²**

MAX GAS GCWR: **25,000 LB²**

STANDARD GAS HORSEPOWER: UP TO **410 HP** WITH **429 LB-FT OF TORQUE** FROM THE 6.4L HEMI V8

MAX GVWR: **14,000 LB²**

AVAILABLE MAX DIESEL TOWING: **25,890 LB¹**

MAX GAS TOWING: **18,950 LB¹**

**RAM 3500 CHASSIS CAB POWERTRAIN
INFORMATION ON PAGE 34**



Shown with aftermarket upfits.

CAPABLE AND FLEXIBLE

THIS FRAME IS READY FOR YOUR UPFIT

- ▶ Cast aluminum front track bar bracket
- ▶ 63,000-psi and 50,000-psi steel spring tower reinforcements
- ▶ Hydroformed front rail sections
- ▶ 50,000-psi rear C-channel frame rails with eight separate crossmembers
- ▶ Two-piece front suspension crossmember structure for longer welded interface and greater frame strength

UPFIT-FRIENDLY

- ▶ Industry-standard 34-inch frame rail spacing
- ▶ Predrilled frame-mounting holes
- ▶ Fuel-fill hose through the frame
- ▶ Under-the-cab DEF tank positioned away from upfit zone
- ▶ Left- or right-side Power Take-Off (PTO)-mounting capability

RAM ELECTRICAL SYSTEMS

- ▶ Convenient inputs and outputs with access to more than 70 distinctive upfitter features including:
 - Lighting outputs
 - PTO controls
 - Six programmable in-cabin auxiliary switches with combined 135-amp output (all of which are addressable through the SAE J1939-compliant CAN-bus Vehicle System Interface Module (VSIM))
- ▶ Seven trailer-tow circuits
- ▶ Available max dual alternator with 380-amp output on 6.4L HEMI® V8 and 440-amp output on 6.7L Cummins® Turbo Diesel

STELLAR PTO CAPABILITY

- ▶ Mobile Mode RPM-Up allows higher RPM (in stationary mode) via steering wheel controls, eliminating "feathering" the accelerator
- ▶ Two speeds in split-shaft mode with the available 6.7L Cummins Turbo Diesel
- ▶ PTO ramp rate is adjustable via the instrument cluster
- ▶ Hardwired Remote Start/Stop and PTO alarm
- ▶ "Memory" feature for its last known state

Spec it all out at ram.com/commercial



Shown with aftermarket upfits.

RAM 2500/3500 PICKUP



GET THE COMMERCIAL-GRADE ADVANTAGE

Durability and quality engineering are built into every Ram Heavy Duty Pickup. The lineup also boasts class-exclusive available features including Auto-Level Rear Air Suspension⁵ and the RamBox[®] Cargo Management System.⁵

RAM 2500 PICKUP

AVAILABLE MAX DIESEL GCWR: **27,980 LB²**

MAX GVWR: **10,000 LB²**

BEST-IN-CLASS

STANDARD GAS HORSEPOWER: **410 HP⁵**

CLASS-EXCLUSIVE

LINK COIL REAR SUSPENSION⁷

LARGEST-IN-CLASS

AVAILABLE FUEL TANK: **50 GAL (CREW CAB ONLY)⁵**

AVAILABLE MAX DIESEL TOWING: **20,000 LB¹**

RAM 3500 PICKUP

AVAILABLE MAX DIESEL GCWR: **45,000 LB²**

MAX GVWR: **14,000 LB²**

BEST-IN-CLASS

STANDARD GAS HORSEPOWER: **410 HP⁵**

AVAILABLE MAX DIESEL TOWING: **37,090 LB¹**

AVAILABLE MAX DIESEL TORQUE: **1,075 LB-FT**

ALL-NEW AVAILABLE POWER CONVEX TRAILER-TOW MIRRORS

**RAM 2500/3500 PICKUP POWERTRAIN
INFORMATION ON PAGE 34**

LEGENDARY POWER

6.7L CUMMINS® HIGH OUTPUT TURBO DIESEL

WITH THE AISIN® 6-SPEED AUTOMATIC TRANSMISSION (3500)

420 MAX HP • 1,075 MAX LB-FT OF TORQUE
37,090-LB MAX TOWING¹

The available Cummins diesel—with available torque reaching a stunning 1,075 lb-ft—delivers immense capability. When pulling serious loads, you'll appreciate the ingenuity of the Variable Geometry Turbocharger and the impressive flow rate of the fuel delivery system. This enables the 6.7L I-6 to produce robust horsepower and incredible torque.



5 YEAR/100,000 MILE⁸
POWERTRAIN LIMITED WARRANTY

6.4L HEMI® V8 WITH VVT AND MDS

WITH THE 8HP75 8-SPEED AUTOMATIC TRANSMISSION

410 MAX HP • 429 MAX LB-FT OF TORQUE
18,210-LB MAX TOWING¹

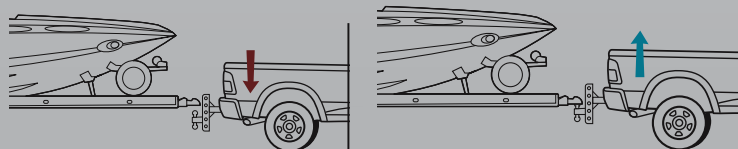
Delivering best-in-class standard gas horsepower⁵, the 6.4L HEMI V8 employs a number of engineering advantages, starting with Variable Valve Timing (VVT), which helps ensure phenomenal towing and payload capability with consistent power across a wide torque band. Efficient by design, the HEMI V8 employs Multi-Displacement System (MDS)/Fuel Saver Technology (transforming the tough V8 into an efficient 4-cylinder) and interactive Deceleration Fuel Shut-Off (iDFSO).



5 YEAR/60,000 MILE⁸
POWERTRAIN LIMITED WARRANTY



TRAILERING AND PAYLOAD ASSISTANCE FROM THE AVAILABLE CLASS-EXCLUSIVE
AUTO-LEVEL REAR AIR SUSPENSION⁵



BED-LOWERING MODE

This function brings the rear suspension to its lowest position for easy trailer hookup

TRAILER-TOW MODE

Keeps an even rake between truck and trailer to help prevent sway and uneven tire wear

PAYLOAD MODE

Allows for self-leveling by automatically adapting to shifting loads and changes in road camber

HIGH-STRENGTH STEEL

Durability is built into every Ram Pickup. 98.5 percent of the steel used in the Ram Heavy Duty frame is comprised of resilient high-strength steel.

ENGINEERED TO BE TOUGH

Count on robust 63,000-psi steel for the crucial engine crossmember.

MINIMAL NOISE, VIBRATION AND HARSHNESS (NVH)


4x4 models feature a 9.25-inch front axle with durable pinion seals, and a refined axle housing helps with NVH levels.

THE 6.7L CUMMINS® HIGH OUTPUT TURBO DIESEL

This available engine gives Ram 3500 Heavy Duty stellar trailering capability: up to a remarkable 37,090 lb¹.

PRECISION ENGINEERING

THE BACKBONE THAT UNDERPINS THE CAPABILITY



CONVENTIONAL HITCH CAPABILITY

Ram 3500 Pickup offers up to a colossal 23,000-lb hitch capacity¹. For Ram 2500, capability is rated up to 20,000 lb¹.

TOWING AND BRAKING

The hardware in these systems features solid components to manage the big max payload and tow ratings.

TUNED SUSPENSION

Ram 2500 includes Frequency Response Damping (FRD) shocks and tough, progressive-rate coil springs.

CLASS-EXCLUSIVE AUTO-LEVEL REAR AIR SUSPENSION⁵

Available Auto-Level Rear Air Suspension with button-controlled Bed-Lowering Hitching Assist can automatically adapt to shifting loads and changes in road camber.

EXCEPTIONAL CONFIDENCE AND DEPENDABILITY RAM HEAVY DUTY TOWING EXPERTISE



GOOSENECK/FIFTH-WHEEL TOWING

These varieties of towing rely on pure capability—starting with a strong rear structural crossmember. Note: Along with the standard 4-/7-pin connector, the factory-installed Fifth-Wheel/Gooseneck Prep Group option includes an additional 7-pin connector integrated into the rear of the bed for easier access. When the Trailer Camera Prep Group is added, the 7-pin connector is upgraded to a 7-/12-pin connector.

AUTO-LEVEL REAR AIR SUSPENSION WITH BED-LOWERING MODE


The available system brings the rear suspension to its lowest position for easy ball/hitch alignment, counteracts weight from trailering/hauling, maintains an even and level profile when loaded, and keeps rake constant from the front end to the rear of the trailer.

LED HITCH LAMP

Illumination from this standard lamp makes for easier trailer hookup in the dark.

ALL-NEW TELESCOPING TRAILER-TOW MIRRORS WITH CAMERAS

When properly equipped, these available power-telescoping trailer-tow mirrors include a new mirror-mounted camera system for a better trailer view.



AVAILABLE FEATURES THAT HELP MAKE EVERYTHING EASIER **ENGINEERED BY CARGO EXPERTS**



STORAGE OPTIONS EXPANDED

The available RamBox® Cargo Management System offers storage bins that are weatherproof, lockable, drainable, and equipped with internal illumination and a 115-volt/400-watt power outlet in the driver-side bin. Also included is a stowable bed divider and four adjustable tie-down loops for additional organization.

TAILGATE ASSIST

Tailgate operation becomes easy and convenient with the available dampened feature. The tailgate also has an available power-release function; open it with the key fob button or via the in-cabin control.

BED OUTLET

When you need power on the go, your Ram Truck is ready. Use the available 115-volt/400-watt power outlet located in the rear of the truck bed to plug in tools, lights, or anything else you need to get the job done.

IN-BED LED LIGHTING

Controlled by a switch or activated when the unlock button on the key fob is pushed, the available side cargo-bed lights provide convenient illumination.

BED STEP

The available foot-actuated Mopar® Bed Step eases access to the bed and hides out of sight when not in use. Available as a factory-installed option or as a stand-alone Mopar Accessory.



RAM 1500 PICKUP

THE LIGHT-DUTY WORKHORSE

Ram 1500 is all about capability, comfort and technology. Among its capability advantages are no-nonsense, available V8 towing, the largest brake rotors in its class⁶ (14.9-inch front and 14.8-inch rear), and ample bed volume with spacious available interior storage. For comfort, Ram 1500 Crew Cab offers best-in-class available rear leg room,⁶ class-exclusive available reclining rear seats^{6,9} and class-exclusive available in-floor storage.⁶ For technophiles, there's an available, large 12-inch touchscreen media center and the most available speakers in its class⁶ with the available Harman Kardon[®] Surround Sound system.

RAM 1500 PICKUP

AVAILABLE MAX GAS GCWR: **18,350 LB²**

AVAILABLE MAX GAS GVWR: **7,100 LB²**

AVAILABLE **CLASS-EXCLUSIVE**
ACTIVE-LEVEL™ FOUR-CORNER AIR SUSPENSION⁶

AVAILABLE **CLASS-EXCLUSIVE**
RAMBOX® CARGO MANAGEMENT SYSTEM⁶

AVAILABLE MAX V8 TOWING: **12,750 LB¹**

AVAILABLE 12-INCH TOUCHSCREEN
MEDIA CENTER

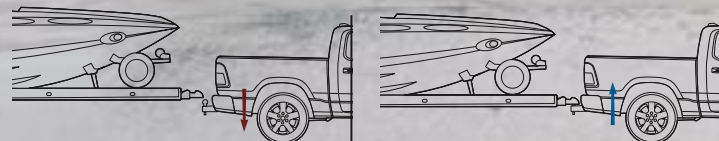
**RAM 1500 PICKUP POWERTRAIN
INFORMATION ON PAGE 35**



TAKE IT ON WITH CONFIDENCE

This frame is comprised of high-strength steel, advanced high-strength steel and, in select areas, aluminum. A long list of Ram 1500 advantages takes your towing to commercial-grade levels. Among them:

- ▶ **CLASS-EXCLUSIVE** available **Active-Level™ Four-Corner Air Suspension⁶** and the standard Tow/Haul Mode. Both controlled with fingertip ease from the switch bank
- ▶ Standard **ParkView® Rear Back-Up Camera**
- ▶ Available **7x11-inch Trailer-Tow Mirrors**
- ▶ **Largest Brake Rotors in Its Class⁶**
- ▶ **Standard 305 hp V6** (3.6L Pentastar® V6 with eTorque)
- ▶ Up to **12,750-lb Trailering¹** (available 5.7L HEMI® V8 eTorque with Max Tow Package)



CLASS-EXCLUSIVE AVAILABLE ACTIVE-LEVEL FOUR-CORNER AIR SUSPENSION⁶

This class-exclusive suspension⁶ automatically lowers the truck at highway speeds to help reduce drag and increase efficiency

PARKVIEW REAR BACK-UP CAMERA¹⁰

The camera provides a great view of what's behind your Ram Truck via the Uconnect® touchscreen and features grid lines to help navigate narrow areas and parking spots

RAM 1500: LARGEST BRAKE ROTORS IN ITS CLASS⁶

Excellent stopping power is achieved through massive brakes

AVAILABLE FEATURES THAT HELP WITH STORAGE SOLUTIONS

ACCESS, STOW AND SECURE YOUR CARGO



CLASS-EXCLUSIVE AVAILABLE RAMBOX® CARGO MANAGEMENT SYSTEM⁶

Efficiency isn't just for performance; it's built into everything we do, including storage. The available RamBox Cargo Management System boasts storage bins that are weatherproof, lockable, drainable and equipped with downward-facing illumination plus a 115-volt power outlet in the driver-side bin.

Bed space still accommodates standard 4x8-ft sheets of building materials.



BED UTILITY GROUP

Offers a cargo rail system with four adjustable tie-down loops, a deployable bed step and, if equipped with available RamBox System, a bed divider. Available.



DAMPENED TAILGATE

Available power release lets you open it with the key fob button or via the overhead console.



IN-BED LED LIGHTING

Controlled by a switch or activated when the unlock button on the key fob is pushed. Available.



STEEL DEPLOYABLE BED STEP

Foot-controlled for use or to tuck it back under the bed. Available.

MULTIFUNCTION TAILGATE

It has everything a traditional tailgate has, plus split-door flexibility. The 60/40-split, swing-away doors give quick access to the cargo bed without having to lean over a traditional tailgate—even while trailering. When the job calls for it, the multifunction tailgate provides a traditional tailgate that easily handles up to 2,000 lb. Available.

REFINED AND VERSATILE INTERIORS

You've made it in business—and Ram Trucks make the drive a pleasure with true-fidelity audio, Media Hubs with USB ports and eye-pleasing instrumentation. Whether it's a pickup or a Chassis Cab—from the rugged Tradesman® to the leather-trimmed/real-wood interior of Limited (shown below) to a 2500/3500 Mega Cab® (think intelligent interior storage and the exceptional convenience of an available and comfortable reclining rear seat⁹)—Ram Trucks put versatility and technology to work for you.



CONVENIENT FOLD-FLAT LOAD FLOORS

For valuable cargo best left inside, utilize the rear area that converts to a genuinely flat floor in moments (Available on Ram 1500 Classic Quad Cab® and Crew Cab, on 2500/3500 Crew Cab and on 3500/4500/5500 Chassis Cab Crew Cab models)



REAR IN-FLOOR STORAGE

Ram Crew Cab models take storage one step further with another invaluable advantage: two available, removable, drainable and practical in-floor bins (Available on all Crew Cab models and class-exclusive on Light Duty and Heavy Duty pickups^{5,6})



Uconnect®

IN TOUCH WHEREVER YOU GO
DRIVEUCONNECT.COM

Uconnect® brings a wide range of interactive features to your vehicle and beyond through a highly intuitive communication experience. Trips are enhanced with informative and entertaining apps. Access them on your Uconnect touchscreen as well as your smartphone. Listen to your favorite playlist from your connected device, then flip to SiriusXM® Radio¹¹ and enjoy the best commercial-free music, plus every major sport and the biggest names in entertainment, news and comedy. You'll get over 150 channels, all at the press of a button. With SiriusXM Platinum Plan¹¹, you get every channel available on your SiriusXM Radio¹¹, and you can also listen wherever you go on your portable devices with the SiriusXM App¹¹, which is included with your trial. Available. Drive confidently with a premium suite of safety and convenience services that can be accessed in-vehicle or through the Ram App¹². Available. Download the Ram App¹² to your smartphone for access to certain vehicle information.



VISUAL CONFIDENCE

AVAILABLE TRAILER 360° CAMERA SYSTEM⁰ Opt for this smart system that provides a 360° bird's-eye view of the trailer, eases vehicle/trailer maneuvering by providing enhanced visibility of trailer surroundings and aids when backing up a trailer in tight spaces. The driver can select to see views of the front, rear, left or right trailer cameras.



FULL-TIME MONITORING OF YOUR TRAILER AND CARGO

The available Trailer Reverse Guidance⁰ (available on 2500/3500 Heavy Duty pickups and on Chassis Cabs) delivers technology that lets you watch your trailer in real time, aids in parking and maneuvering long or short setups, and provides greater confidence when dealing with tight loading docks. The system "stitches together" select views to create a single scene of both trailer sides; on-screen buttons let the driver pan left/right to better frame the trailer in the image when backing up. No active lines are provided.

Trailer Reverse Steering Control (available on Ram 1500, 2500 and 3500 Pickups) provides easy in-cab directional control when backing up a trailer.



AUXILIARY CAMERA SYSTEM⁰

This available Mopar[®] system allows you to determine the optimal position of the camera on your trailer. Ample wiring will handle trailers up to 40 ft. This system requires the Auxiliary Camera Prep Package.



SEEING IS KNOWING

THE AVAILABLE SURROUND-VIEW CAMERA SYSTEM¹⁰

Available on Ram 1500, Heavy Duty 2500/3500 and all Chassis Cab models, the Surround-View Camera System¹⁰ assembles images from multiple cameras to provide a “stitched-together” view as from above. It delivers a complete picture to the driver—especially helpful when parking in tight spaces, preparing to load or unload, or when hooking up a trailer. Ram 1500/2500/3500 Pickups display 360° visibility; on Ram Chassis Cabs, this feature delivers 270° visibility. The combination of surround-view and model-specific back-up images dramatically improves confidence and capability.



Pickup screen shown left. Chassis Cab screen shown above.




THE CARGO-VIEW CAMERA¹⁰

Located in the Center High-Mounted Stop Lamp (CHMSL), this available camera gives a high-perspective view of the vehicle rear, with the image displayed on the center-stack screen. Count on real-time views of the box cargo or in-box hitch status—like available fifth-wheel or gooseneck applications on pickups or, on all models, aftermarket upfits. (Not available on Ram 1500 models.)



THE PARKVIEW® REAR BACK-UP CAMERA¹⁰


On pickups, the tailgate-integrated camera projects a center-stack image with dynamic grid lines and a centerline; when in Reverse, the grid lines become guide paths as the steering wheel is turned. On Chassis Cabs, the camera is upfit-mounted; grid lines are not included. Depending on model, the image is displayed on the center stack or in the rearview mirror.



ADVANCED TECHNOLOGY WORKING FOR YOU

RAM TRUCKS OFFER AN IMPRESSIVE SUITE OF STANDARD AND AVAILABLE TECHNOLOGY FEATURES THAT MAKE EVERY RIDE EASY AND SECURE

AVAILABLE DIGITAL REARVIEW MIRROR

 A 9.2-inch-wide LCD monitor displays real-time video from a rear-facing camera. Different from back-up cameras, the vehicle doesn't need to be in Reverse to activate, and the view is in high resolution.



ALL-NEW 12-INCH DIGITAL DRIVER INFORMATION DISPLAY CLUSTER

The all-new available 12-inch digital cluster provides enhanced standard gauges, in-cluster navigation and the ability to select illumination color for a more custom feel. From the high-definition screen, you can check the status of available Blind Spot Monitoring (BSM), view real-time tire pressure and more. Most notably, you can monitor data that's critical when trailering—like the settings of the available Electronic Trailer Brake Control and whether you should modify them.



SMART TECH TO HELP WATCH OUT FOR YOU

DRIVER-ASSISTED SAFETY & SECURITY FEATURES

BLIND SPOT MONITORING (BSM)¹³ WITH REAR CROSS-PATH DETECTION¹⁰
BSM¹³ with Rear Cross-Path Detection¹⁰ scans blind spots behind the vehicle to help ensure safe maneuvering while automatically sensing and accounting for the length of your trailer. Available.



ADAPTIVE CRUISE CONTROL WITH STOP (ACC STOP)¹⁴
This system maintains a driver-selected set distance from vehicles in the lane ahead. When slower traffic is detected, Ram Heavy Duty automatically adjusts its speed all the way down to 0 mph, even with a trailer attached. Available.

FULL-SPEED FORWARD COLLISION WARNING PLUS (FSFCW+)¹⁵
This feature warns the driver when a collision is imminent. It can apply the brakes, bringing the vehicle to a complete stop—even with a trailer attached. Available.

ADAPTIVE FORWARD LIGHTING SYSTEM
The Adaptive Forward Lighting System features crisp LED lighting. The lamps turn up to 15 degrees to help with nighttime visibility. Available.

LANESENSE[®] LANE DEPARTURE WARNING PLUS¹⁶
Uses a forward-facing camera that can detect your vehicle's position and lane markings on the road. The system helps prevent unintentional lane drift by providing a visual alert before safely guiding the vehicle back into position. Available.

PARKSENSE[®] FRONT AND REAR PARK ASSIST¹⁷
Integrated sensors in the front and rear bumper valences use ultrasonic waves to determine the relative distance to objects in front or in back of your pickup. If an obstacle is detected when backing up or moving forward during parking maneuvers, visual and audio signals inform the driver. Available.

ALL RAM TRUCK BRAKING SYSTEMS FEATURE ELECTRONIC STABILITY CONTROL (ESC)¹⁸ WITH MULTIPLE ASSETS INCLUDING:

ALL-SPEED TRACTION CONTROL
If slippage occurs during acceleration, automatic throttle control will reduce torque; in extremes, it will apply the brakes and reduce engine power to maintain control.

TRAILER SWAY DAMPING¹⁹
Detects yaw and applies the tow vehicle's brakes to reduce the sway.

RAIN BRAKE SUPPORT
Automatically activates when the windshield wipers engage; brake calipers gently pulse against their rotors to remove water from the pads.

ELECTRONIC BRAKE-FORCE DISTRIBUTION
Regulates brake pressure to minimize stopping distances.

HILL START ASSIST
On an incline, this system keeps the vehicle stationary for two seconds after release of the brakes or until the accelerator is depressed.

READY ALERT BRAKING
Senses when the driver's foot is lifted from the accelerator; it applies an imperceptible brake force to ensure that pads and discs are lined up should an emergency stop be required.

HYDRAULIC BOOST COMPENSATION
Should a failure occur in the vacuum brake booster or any related line, the brake controller will run the Antilock Brake System (ABS) pump and convey the problem to the driver. The brakes will perform as normal until the failure is serviced.

RAM 1500 CLASSIC PICKUP

PROVEN, CAPABLE AND REFINED

Look beyond its proven towing and hauling capability, and you'll see that the strengths of Ram 1500 Classic are also measured in comfort, in connectivity and by its classic styling—three of many reasons why the Ram 1500 Classic remains a top pick. Sleek exterior lines, impressive interiors with state-of-the-art technology and your choice of engines all add up to one pickup that will carry on when competitive models fade in the dust. Ram 1500 Classic has it: traditional style and formidable strength.

RAM 1500 CLASSIC PICKUP

AVAILABLE MAX GCWR: **15,975 LB²**

AVAILABLE MAX GVWR: **6,900 LB²**

AVAILABLE MAX TOWING: **10,620 LB** (5.7L HEMI® V8)¹

STANDARD LINK COIL REAR SUSPENSION

AVAILABLE **CLASS-EXCLUSIVE** IN-FLOOR STORAGE⁶

**RAM 1500 CLASSIC PICKUP POWERTRAIN
INFORMATION ON PAGE 35**



DRIVER INFORMATION DISPLAY (DID)

The available full-color 7-inch digital DID allows you to customize information to match your needs. View your truck's performance levels in a crisp, colorful and convenient way.

8.4-INCH TOUCHSCREEN

The available Uconnect® 4C NAV with 8 4-inch touchscreen transforms your Ram Truck into a mobile office. Take it to the next level with an available 4G LTE WiFi Hotspot²⁰ or available SiriusXM® Radio¹¹.

FIVE-LINK COIL SPRING REAR SUSPENSION

Using smart spring technology, the five-link coil spring rear suspension helps deliver a smooth ride without sacrificing heavy-duty towing capability.

EFFICIENT FRAME DESIGN

Ram 1500 Classic uses downgauged high-strength steel where heavy steel isn't required for sturdiness, weight management and efficiency.

INSIDE AND OUT

DESIGNED TO GET THE JOB DONE

STAY CONNECTED

Keep your devices ready and charged for when you need them. Ram 1500 Classic helps you stay powered up with USB ports and an available 115-volt auxiliary power outlet.

RAM BIN STORAGE

Keep your tools, gear or whatever the job calls for organized with the available Ram Bin in-floor storage system and accessible underseat storage.

LOADED, STORED AND ORGANIZED

With available features like a power-locking tailgate, in-bed lighting and a Steel Deployable Bed Step from Mopar®, this truck delivers big convenience.

TOUGH, TRUSTED PERFORMANCE

Assurance, confidence and strength are delivered through sophisticated systems like the ParkView® Rear Back-Up Camera¹⁰ with dynamic grid lines and available Electronic Trailer Brake Control.

RAM PROMASTER®

IT'S MUCH GREATER THAN THE SUM OF ITS PARTS

The nimble Ram ProMaster steps up to virtually every task out there. Consider a selection of Cargo and Windowed Vans and Cutaways designed to meet your exact requirements. This proven commercial van features standard Antilock Brake System (ABS), Traction Control and an available, factory-installed trailer hitch for towing up to 6,910 lb¹.

RAM PROMASTER

BEST-IN-CLASS

MAX PAYLOAD: **4,680 LB¹**

BEST-IN-CLASS

LOWEST LOAD FLOOR HEIGHT OF 21 IN⁴

BEST-IN-CLASS

STANDARD CARGO HEIGHT OF 5 FT 6 IN⁴

BEST-IN-CLASS

36.3-FT TURNING DIAMETER (118-IN WHEELBASE)³

UNSURPASSED STANDARD V6 **276 HP⁴**

CLASS-EXCLUSIVE

STANDARD FRONT-WHEEL DRIVE (FWD)³


MAX GCWR: **12,000 LB²**

MAX GVWR: **9,350 LB²**

MAX TOWING: **6,910 LB¹**

RAM PROMASTER POWERTRAIN
INFORMATION ON PAGE 36





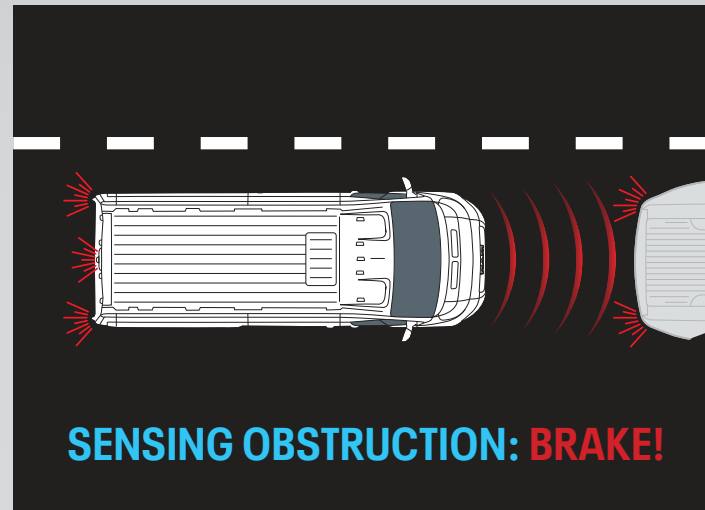
STANDARD AND AVAILABLE SAFETY AND SECURITY FEATURES:

- 360° Surround-View Camera System
- 7-inch Full-Color Thin Film Transistor (TFT) Center Cluster Display
- Active Drive Assist System
- Adaptive Cruise Control with Stop (ACC STOP)
- Blind Spot Monitoring (BSM) with Rear Cross-Path Detection
- Front Fog Lamps with Cornering Function
- Daytime Running Headlamps
- Digital Rearview Mirror with Auto-Dimming
- Intelligent Speed Assist
- LaneSense® Lane Departure Warning Plus
- Full-Speed Forward Collision Warning Plus (FSFCW+) with Pedestrian/Cyclist Emergency Braking
- ParkSense® Rear Park Assist
- Drowsy-Driver Detection
- Wide, Power-Heated Mirrors or Power-Folding Heated Mirrors
- Traffic Sign Recognition

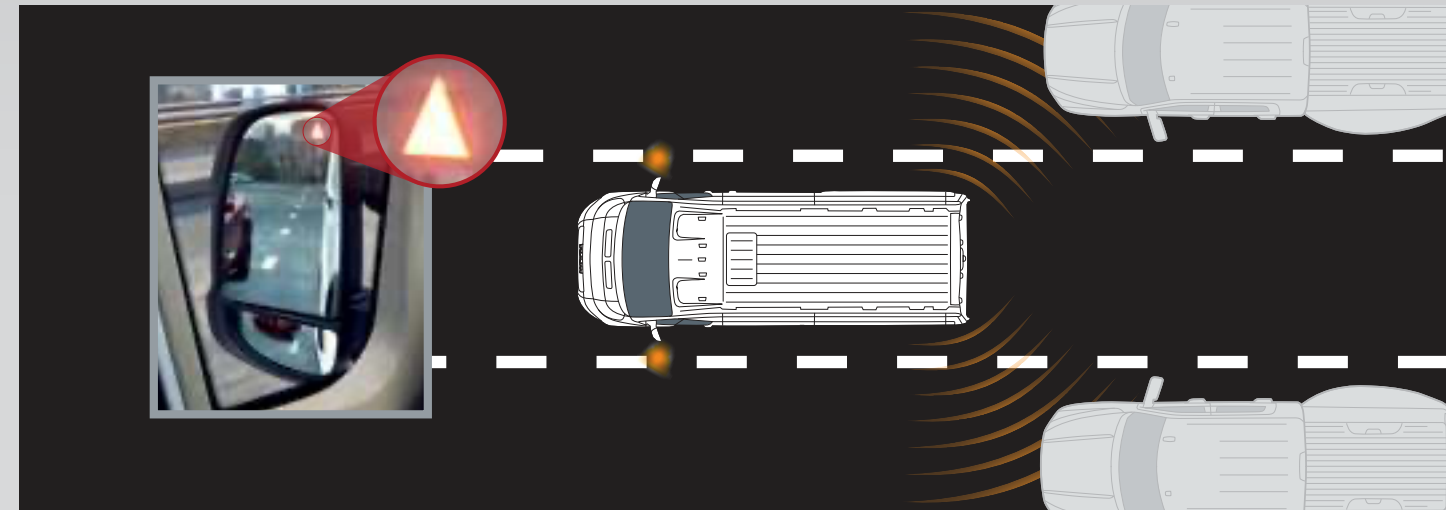
RAM PROMASTER®:

TECHNOLOGY AT EVERY TURN

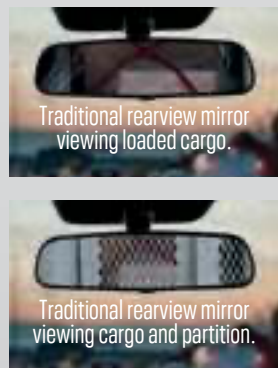
MOST AVAILABLE SAFETY AND SECURITY FEATURES EVER OFFERED ON RAM PROMASTER®



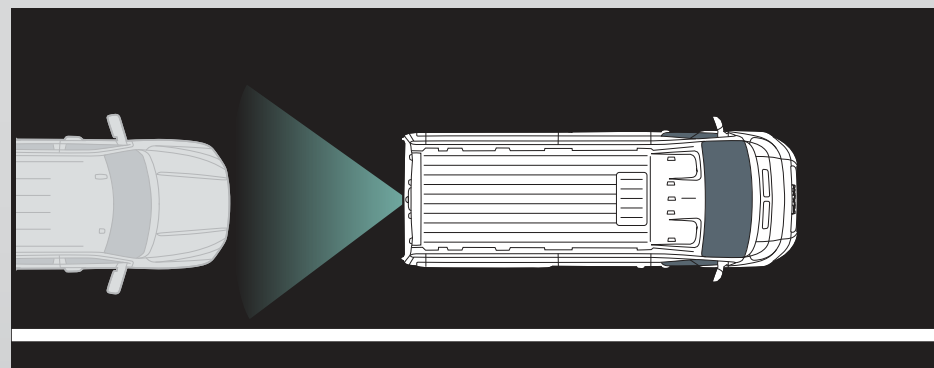
STANDARD FULL-SPEED FORWARD COLLISION WARNING PLUS (FSFCW+) WITH PEDESTRIAN/CYCLIST EMERGENCY BRAKING¹⁵
 The standard FSFCW+¹⁵ system provides both audible and visual warnings to alert the driver when it detects a potential frontal collision. The warnings are intended to help provide the driver with enough time to react to, avoid or mitigate a potential collision.



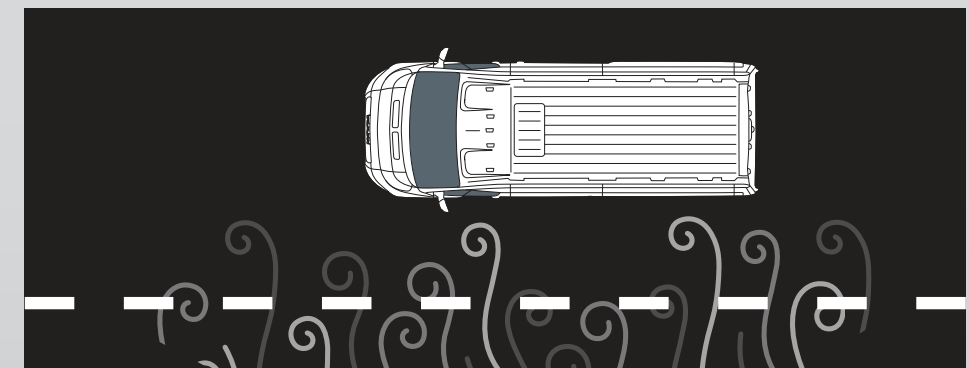
AVAILABLE BLIND SPOT MONITORING (BSM)¹³ WITH REAR CROSS-PATH DETECTION¹⁰
 With dual wide-band radar sensors, the available BSM¹³ with Rear Cross-Path Detection¹⁰ scans the blind-spot zones behind the vehicle to help ensure safe maneuvering.



AVAILABLE DIGITAL REARVIEW MIRROR
 The available Digital Rearview Mirror replaces a traditional reflective rearview mirror with a 9.2-inch-wide LCD monitor that displays real-time video from a rear-facing camera. The camera is located on the back of the van, so the view is unobstructed. Unlike back-up cameras, the vehicle doesn't need to be in Reverse to activate, and the view is a high resolution.



STANDARD PARKVIEW® REAR BACK-UP CAMERA¹⁰ WITH DYNAMIC GRID LINES
 The camera automatically engages in Reverse, displaying the rear scene on the standard Uconnect® 5.7-inch or available Uconnect 5 NAV 10.1-inch radio touchscreen display. On-screen grid lines enhance the ease of backing up.



STANDARD CROSSWIND ASSIST
 Crosswind Assist sensors detect the forces acting on the vehicle when crosswinds or sudden gusts occur and apply braking action to individual wheels on the side facing the wind. This braking torque creates a yawing motion which helps counter the effect of the crosswind. The result is deviation that is significantly reduced. This helps decrease the strain on the driver, avoiding inappropriate driver responses in gusting winds. The driver's attention is also drawn to the system's intervention by an indicator lamp in the instrument cluster.

ONE SIZE DOES NOT FIT ALL

Regardless of which 2023 Ram ProMaster® model you choose, fitting a standard pallet between the wheel wells won't be an issue. Need a shelf system? With 6 ft 3 in of interior width and near vertical walls, that won't be an issue either. The cavernous space inside ProMaster is also the perfect space for transporting equipment and materials or creating a mobile work area.

Four cargo lengths, three cargo heights, three wheelbases and three weight classes make Ram ProMaster a great choice for most any commercial task.



6'3"

BEST-IN-CLASS
MAXIMUM CARGO WIDTH
(CARGO VAN)⁴

4'8"

BEST-IN-CLASS
CARGO WIDTH BETWEEN
WHEEL WELLS (CARGO VAN)⁴

CARGO WIDTH

(CARGO VAN)



4'

STANDARD PALLET

4 CARGO LENGTHS



8'

CARGO LENGTH

118-INCH WHEELBASE, STANDARD ROOF
MAXIMUM CARGO CAPACITY: **259.2 CU FT**



10'

CARGO LENGTH

136-INCH WHEELBASE, HIGH ROOF
MAXIMUM CARGO CAPACITY:
303.7 CU FT (STANDARD ROOF), **352.9 CU FT** (HIGH ROOF)



12'

CARGO LENGTH

159-INCH WHEELBASE, HIGH ROOF
MAXIMUM CARGO CAPACITY: **420.2 CU FT**



13'

CARGO LENGTH

159-INCH WHEELBASE, EXTENDED, SUPER HIGH ROOF (late availability)

THE RIGHT HEIGHT FOR YOUR TRADE

Shown with aftermarket upfits.



5'6"

CARGO HEIGHT
STANDARD ROOF



6'4"

CARGO HEIGHT
AVAILABLE HIGH ROOF

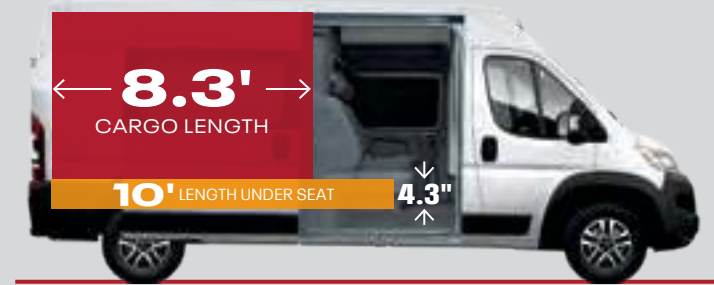


7'2"

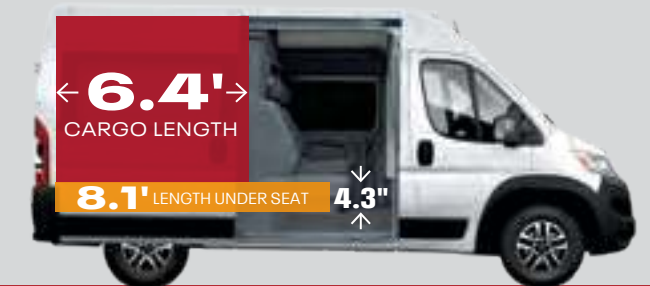
CARGO HEIGHT
AVAILABLE SUPER HIGH ROOF (late availability)



159-INCH WHEELBASE EXTENDED, WITH CREW VAN PACKAGE



159-INCH WHEELBASE, WITH CREW VAN PACKAGE



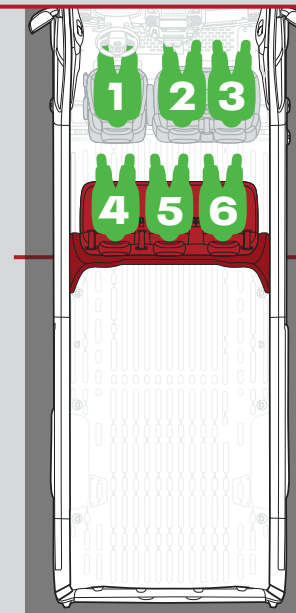
136-INCH WHEELBASE, WITH CREW VAN PACKAGE

THE CREW VAN PACKAGE FOR YOUR TEAM AND EQUIPMENT



CREW VAN PACKAGE

Room to take six to the jobsite is one thing; having enough room for passengers, their gear and materials is everything. Not only does the available Crew Van Package have comfortable, wide, three-seat bench seating, it also features the Mopar® Crew Van Kit, driver-side second-row fixed window and passenger-side sliding door with window. With the interior designed to accommodate underseat loading, longer items easily fit. Best yet, the durable fabrication is lightweight, which results in minimum sacrifice to the payload capacity.



- Up to six-person seating capacity
- Welcoming cabin climate control
- Minimal cabin noise
- Secure protection from shifting cargo
- Capable volume and payload area
- Partition with window

UPFITTING MADE EASY WITH SERIOUS FLEXIBILITY



Shown with aftermarket upfit.



- Available LED Cargo Area Lighting



- Available left-side Sliding Door with fixed glass
- Available lower-side Wall Panels
- Available Wood Floor
- Rear Doors with available fixed glass



- Available Cargo Partition with sliding window
- Available left-side Sliding Door with fixed glass
- Rear Doors with available fixed glass



- Available Cargo Partition
- Available upper- and lower-side Wall Panels
- Available Wood Floor

SPEND YOUR DAY IN **PREMIUM ACCOMMODATIONS**

**LEATHER-WRAPPED
STEERING WHEEL**
Available

**7-INCH
DIGITAL CLUSTER**
Available

**UCONNECT® 5 NAV
WITH 10.1-INCH RADIO**
Available

**STEERING WHEEL
SWITCH BANKS**

**ELECTRONIC
PARKING BRAKE**

**PUSH-BUTTON
START**

**TYPE-A AND -C
USB PORTS**
115-VOLT OUTLET
Available
**12-VOLT
CHARGING SOCKET**

**WIRELESS
PHONE CHARGING PAD**
Available

Ram ProMaster® is engineered to withstand mile after mile of rigorous work with an interior crafted to reward drivers for all the hours they clock too. This upscale interior was inspired by the available luxury in the Ram Pickups and focuses on refined appearance, next-generation technology, and an even greater concentration on comfort and convenience.

WHATEVER YOUR NEEDS,
WE HAVE A SEAT COMBINATION THAT FITS



BUCKET SEATS

- Standard four-way with spring suspension
- Available six-way adjustable seats with manual lumbar support and available heated seating surfaces



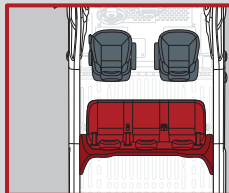
THREE-OCCUPANT SEATING

- Single driver bucket seat joined by an available, integrated two-person bench seat. The middle seatback insert folds down to become a convenient writing surface



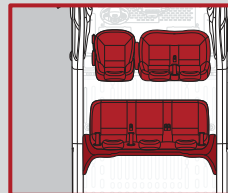
SWIVEL SEATING

- Available swivel bucket seats with 180° inboard swivel range, 35° outboard swivel, a 58° recliner and a continuous height adjuster



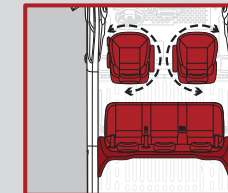
UP TO FIVE-PERSON SEATING

- Add the available Crew Van Package



UP TO SIX-PERSON SEATING

- Add the available Crew Van Package



UP TO FIVE-PERSON SEATING

- Add the available Crew Van Package

POWERTRAINS



RAM 3500/4500/5500 CHASSIS CAB

360 HP/800 LB-FT

6.7L CUMMINS® TURBO DIESEL WITH THE AISIN® HEAVY-DUTY 6-SPEED AUTOMATIC TRANSMISSION

Significant advantages come with the available Cummins Turbo Diesel—starting with available torque of 800 lb-ft. The 360-hp/800-lb-ft Cummins is partnered solely to the single transmission meant to handle this level of output over the long term: the AISIN AS69RC 6-speed automatic with its Chassis Cab-friendly, available Power Take-Off (PTO) capability. This Cummins iteration is available for all Ram Chassis Cabs.

410 HP/429 LB-FT (3500 SRW 10K GVWR)

370 HP/429 LB-FT (3500 OVER 10K GVWR/4500/5500)

6.4L HEMI® V8 WITH MDS/FUEL SAVER TECHNOLOGY AND THE TORQUEFLITE® 8-SPEED AUTOMATIC OR AISIN 6-SPEED AUTOMATIC TRANSMISSION

The standard engine for all Ram Chassis Cab models provides outstanding gas-powered V8 performance with 87-octane unleaded gas. Mate the 6.4L HEMI V8 with the available AISIN 6-speed transmission, and you've got stellar, available PTO capability. Configurations: HEMI V8/8HP75 8-speed is standard on 3500; HEMI V8/AISIN AS66RC 6-speed is optional on 3500 and standard on 4500/5500.

RAM 2500/3500 PICKUP

420 HP/1,075 LB-FT (3500)

6.7L CUMMINS HIGH OUTPUT TURBO DIESEL WITH THE AISIN HEAVY-DUTY 6-SPEED AUTOMATIC TRANSMISSION

The available Cummins diesel—with available torque reaching a stunning 1,075 lb-ft—delivers immense capability. When pulling serious loads, you'll appreciate the ingenuity of the Variable Geometry Turbocharger and the impressive flow rate of the fuel delivery system. This enables the 6.7L I-6 to produce robust horsepower and incredible torque. The Cummins High Output is available only on Ram 3500 Pickups.

370 HP/850 LB-FT (2500/3500)

6.7L CUMMINS TURBO DIESEL WITH THE 68RFE 6-SPEED AUTOMATIC TRANSMISSION

This calibration translates into radically high torque output, giving Ram Heavy Duty models extra clout for the job. Like all Cummins engines, it features the "smart" diesel exhaust brake and offers superb, unaided cold-start capability in temperatures as low as -20°F. The 370-hp/850-lb-ft calibration is partnered with the dependable 68RFE 6-speed automatic transmission. (Available only on Ram 2500/3500 Heavy Duty Pickups.)

410 HP/429 LB-FT (2500/3500)

6.4L HEMI V8 WITH MDS/FUEL SAVER TECHNOLOGY AND THE TORQUEFLITE 8-SPEED AUTOMATIC TRANSMISSION

This engineering combines the best: Variable Valve Timing (VVT), Multi-Displacement System (MDS)/Fuel Saver Technology, Individual Cylinder Fuel Control and interactive Deceleration Fuel Shut-Off (iDFSO)—all using 87-octane unleaded. Performance is exceptional.

Technical details of the ZF 8HP75 8-speed automatic include torque-converter brazing and two gearsets with pinion gears, as well as a heavy-duty park system—all to handle the mammoth towing and payload capacities. The 8HP75 offers a level of shift refinement not usually seen in heavy-duty trucks, with fully electronic operation, an innovative and convenient rotary shifter, and on-the-fly shift mapping with more than 40 individual maps to optimize shift quality/points, regardless of load or conditions.



EVERY DIESEL POWERTRAIN IN THE PORTFOLIO IS COVERED BY OUR 5/100 WARRANTY.®



EVERY GAS POWERTRAIN IN THE PORTFOLIO IS COVERED BY OUR 5/60 WARRANTY.®

POWERTRAINS



RAM 1500 PICKUP

395 HP/410 LB-FT

5.7L HEMI® V8 eTORQUE WITH THE TORQUEFLITE® 8-SPEED AUTOMATIC TRANSMISSION

Even an engine that carries the legendary reputation of the 5.7L HEMI V8 can achieve new-generation status. Incorporating eTorque technology in the HEMI V8 takes engineering to the next level—and radically boosts capability. eTorque increases supplemental torque by 130 lb-ft—power you'll appreciate when launching from a full stop while towing a heavy trailer. (Available only on Ram 1500.)

305 HP/269 LB-FT

3.6L PENTASTAR® V6 eTORQUE WITH THE TORQUEFLITE 8-SPEED AUTOMATIC TRANSMISSION

The standard powerplant is the 3.6L Pentastar V6 with eTorque—a smart configuration that delivers the welcome addition of 90 lb-ft of supplemental torque to an already impressive torque curve. eTorque technology for the Pentastar V6 is on Ram 1500 only.



RAM 1500 CLASSIC PICKUP

395 HP/410 LB-FT

5.7L HEMI V8 WITH MDS/FUEL SAVER TECHNOLOGY AND THE TORQUEFLITE 8-SPEED AUTOMATIC TRANSMISSION

Nothing says capability as well as a 5.7L HEMI V8 in a Ram 1500—with a comprehensive description to the left. To that, add the fact that all 5.7L HEMI V8 engines are mated to the TorqueFlite 8-speed automatic transmission with its easy-to-use and dashboard-mounted rotary shifter. This is one powertrain that gives every owner of a Ram 1500 confidence, capability and character. (Available on all Ram 1500 Classic Pickups.)

305 HP/269 LB-FT

3.6L PENTASTAR V6 WITH THE TORQUEFLITE 8-SPEED AUTOMATIC TRANSMISSION

As the standard powerplant on select Ram 1500 Classic Pickups, the Pentastar V6 delivers ultra-capable performance with notable, gas-powered efficiency working with its standard partner, the innovative TorqueFlite 8-speed automatic transmission. One of the many invaluable assets of this engine is its thermal management system—technology that helps keep internal components operating at ideal temperatures.



EVERY GAS POWERTRAIN IN THE PORTFOLIO IS COVERED BY OUR 5/60 WARRANTY.®

POWERTRAIN



RAM PROMASTER®

276 HP/250 LB-FT

3.6L PENTASTAR® V6 WITH 9-SPEED AUTOMATIC TRANSMISSION


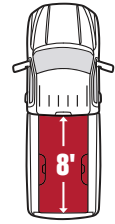
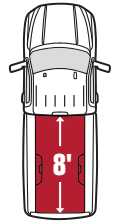
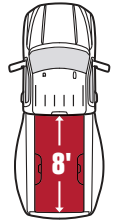

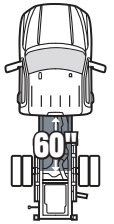


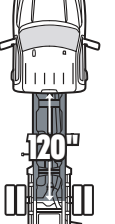



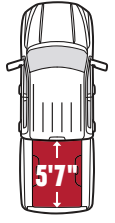
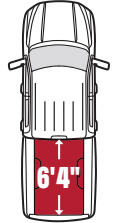
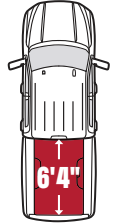
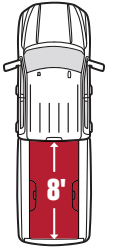
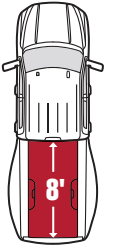

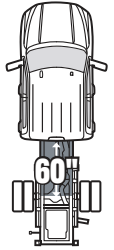


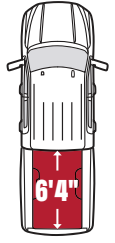
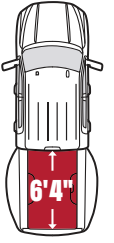


The next-generation Pentastar V6 is the standard engine for 2023 Ram ProMaster models. Light and efficient, it features outstanding horsepower and torque curves, Electronic Throttle Control and a serious compression ratio of 11.3:1. It's paired with a standard 9-speed automatic transmission.



5 YEAR/60,000 MILE
POWERTRAIN LIMITED WARRANTY

EVERY GAS POWERTRAIN IN THE PORTFOLIO IS COVERED BY OUR 5/60 WARRANTY.®

CONFIGURATIONS—PICKUP AND CHASSIS CAB

	RAM PICKUP					RAM CHASSIS CAB				
	1500		2500 AND 3500			3500, 4500 AND 5500				
	SRW		SRW		DRW	SRW	DRW			
 <p>REGULAR CAB</p>		 <p>1500 CLASSIC ONLY</p>	 <p>2500, 3500</p>		 <p>3500</p>	 <p>3500</p>	 <p>3500, 4500, 5500</p>	 <p>3500, 4500, 5500</p>	 <p>4500, 5500</p>	 <p>4500, 5500</p>
 <p>QUAD CAB®</p>	 <p>6'4"</p>									
 <p>CREW CAB</p>	 <p>5'7"</p>	 <p>6'4"</p>	 <p>2500, 3500</p>	 <p>2500, 3500</p>	 <p>3500</p>	 <p>3500</p>	 <p>3500, 4500, 5500</p>	 <p>4500, 5500</p>		
 <p>MEGA CAB®</p>			 <p>2500, 3500</p>		 <p>3500</p>	<p>RAMBOX® SYSTEM AVAILABILITY</p> <p>1500 PICKUP: CREW CAB, 5'7" BOX</p> <p>2500/3500 PICKUPS: SRW CREW CAB AND MEGA CAB, 6'4" BOX</p>		<p> = BED LENGTH</p> <p> = CAB-TO-AXLE LENGTH</p> <p>SRW = SINGLE REAR WHEEL</p> <p>DRW = DUAL REAR WHEEL</p>		

CONFIGURATIONS—RAM PROMASTER®

		1500		2500		3500		
		118" WB	136" WB	136" WB	159" WB	136" WB	159" WB	159" WB, EXTENDED
CARGO VAN	STANDARD ROOF							
	AVAILABLE HIGH ROOF							
	AVAILABLE SUPER HIGH ROOF							
CREW VAN PACKAGE	HIGH ROOF ONLY							
	WINDOWED VAN							
CUTAWAY	STANDARD ROOF ONLY	<p> = CARGO LENGTH AT MAX CARGO HEIGHT = CARGO LENGTH UNDER CREW SEATING (AT 49" WIDE) = CAB~TO~AXLE LENGTH WB = WHEELBASE </p>						



BORN UNDER THE RAM LOGO

Drive a pickup with total street cred—and then take it to the next level. Here is where you'll find an exclusive collection of the useful, the cool and the stylish—from clothing and caps to coolers and tools. Make the Ram identity part of your everyday lifestyle.



OFFICIAL BRANDED MERCHANDISE SITE

Ram.com/Outfitter



Ram Truck owners don't just view their trucks as transportation, but as extensions of themselves. Check out an exclusive line of gifts and accessories for the Ram Truck enthusiast. From authentic apparel to rugged work gear, as well as electronics and drinkware, all lifestyle items are as distinctive as your Ram Truck.



available at
amazon

Amazon.com/RamTruckStore

THE DEALER NETWORK FOR YOUR BUSINESS.



Your Commercial dealer is committed to providing you, the small business owner, with the vehicle support you need for your business—from servicing all makes and models of your existing lineup to selling you the right vehicles needed to perform the work that you do to providing next-in-bay service because we know downtime is costing you money. **BusinessLink** sales

professionals are trained to properly “job-rate” the right vehicle for your work application and provide expertise in commercial financing options. Over 1,000 nationwide **BusinessLink** dealers are available to assist you and your business.

Membership is free. Membership helps us to identify you as a small business owner so we can provide you with both the service you deserve and update you with offers that can help reduce the cost of doing business. Enroll today!

BusinessLink has you covered.

- Full Range of Stellantis Commercial Vehicles
- Free Membership
- Priority Service
- Extended Service Hours
- Dedicated Staff of Commercial Vehicle Experts
- Free Alternate Transportation
- Commercial Incentives
- Expertise in Commercial Financing Options
- 24/7 Towing Service Available

For more information, go to stellantisfleet.com/programs/business-link-dealers/enrollment or call us toll-free at **877-2THELINK (877-284-3546)**.

INCENTIVES FOR SMALL BUSINESSES.

Running a business presents plenty of challenges. Like cutting costs, not corners. Like saving time and money while avoiding hassles. The **ON THE JOB**²¹ commercial incentive program provides assistance in customizing and servicing your business vehicles.

ON THE JOB²¹ allowances make your business more profitable!

- UP TO \$1,000 Commercial Graphics Program Allowances²²
- UP TO \$1,000 Commercial Equipment/Upfit Allowances²³



A commercial line of credit from Chrysler Capital is ideal for qualified business customers looking for a flexible, easy way to manage growing vehicle needs. Chrysler Capital streamlines the process—and with prequalification, you’re ready to buy a vehicle when you need it. Ask your **BusinessLink** dealer for details.




MAXIMIZE YOUR EXPERIENCE



JOIN FELLOW RAM ENTHUSIASTS.

Tell your story by posting comments, participating in discussions, and sharing your photos and videos. Join our community on Facebook, Twitter, YouTube, TikTok, Instagram and LinkedIn

Explore Ram Life at ram.com/ram-life



¹When properly equipped. See dealer for details. ²Assumes properly equipped vehicle and 150-lb allowance for driver. Additional options, equipment, passengers and cargo weight must be subtracted. See dealer for details. ³Class is based on large commercial van segment (Class 2). ⁴Class is based on large commercial van segment (Class 2). Based upon the latest available current competitive information. ⁵Based on the latest competitive information. Class is based on 250/2500 and 350/3500 pickups. ⁶Based on the latest available competitive information. Class is based on FCA US LLC large light-duty pickups. ⁷Based on the latest competitive information. Class is based on 250/2500 pickups. ⁸Visit Mopar.com for complete details and a copy of the Powertrain Limited Warranty. ⁹Never operate the vehicle with the seats reclined to the extent that the seat belts are not secure and flat against your torso. ¹⁰Always check entire surroundings visually before proceeding. ¹¹All SiriusXM services require a subscription, sold separately by SiriusXM after the trial period. Your SiriusXM service will automatically stop at the end of your trial unless you decide to subscribe. If you decide to continue service after the trial, the subscription plan chosen will automatically renew and be charged according to your chosen payment method at the then-current rates. Fees and taxes apply. **Review the SiriusXM Customer Agreement & Privacy Policy at www.siriusxm.com for full terms and how to cancel, which includes online methods or calling 1-866-635-2349.** Available in the 48 contiguous United States, D.C., and Puerto Rico (with coverage limits and capable receiver). Visit www.siriusxm.com/FAQS for most current service area information. Availability of some services and features is subject to device capabilities and location restrictions. All fees, content and features are subject to change. SiriusXM, Pandora and all related logos are trademarks of Sirius XM Radio Inc. and its respective subsidiaries. ¹²App features may vary between vehicle, model year and the connected services available. ¹³Always check visually for vehicles prior to changing lanes. ¹⁴This system is a driver convenience system, not a substitute for active driver involvement. The driver must remain aware of traffic conditions and be prepared to use the brakes to avoid collisions. ¹⁵This system is an alert system for the front of the vehicle. It is not a substitute for active driver involvement. The driver must remain aware of traffic conditions and be prepared to use the brakes to avoid collisions. ¹⁶This system is a driver convenience system, not a substitute for active driver involvement. The driver must remain aware of traffic conditions and maintain control of the vehicle. ¹⁷Always look before proceeding. An electronic drive aid is not a substitute for conscientious driving. Always be aware of your surroundings. ¹⁸Always drive carefully, consistent with conditions. Always wear your seat belt and obey traffic laws. ¹⁹Always drive carefully, consistent with conditions. ²⁰Three-month/TGB trial included with the purchase or lease of a new vehicle. Upon expiration of the trial period, purchase of a subscription is required. WiFi Hotspot available through third-party subscription. Requires Internet-enabled mobile device. See dealer for details. This feature is not intended for use by the driver while the vehicle is in motion. Always drive carefully. ²¹ON THE JOB is a retail incentive program; see your dealer for official rules. Inquire about eligibility by calling 877-ONTHEJOB or by logging on to stellantisfleet.com/programs/business-link-dealers/enrollment. The purchaser or lessee must be a qualified commercial customer for more than 30 days prior to the date of the vehicle purchase. An official ON THE JOB Customer Acknowledgment Form must be signed by the customer (provided by the dealer). ²²Allowance varies by graphic program. See dealer for details. Take retail delivery by 01/02/2024. ²³Allowance varies by upfit and model. See dealer for details. Take retail delivery by 01/02/2024.

©2023 FCA US LLC. All Rights Reserved. Ram, Mopar, BusinessLink & design, HEMI, LaneSense, Mega Cab, ParkSense, ParkView, Pentastar, Quad Cab, the Ram's Head logo, RamBox, Ram ProMaster, TorqueFlite, Tradesman and Uconnect are registered trademarks and Active-Level and On The Job & design are trademarks of FCA US LLC. Chrysler Capital is a registered trademark of FCA US LLC and licensed to Santander Consumer USA Inc.

Harman Kardon is a registered trademark of Harman International Industries, Inc. Cummins is a registered trademark of Cummins, Inc. AISIN is a registered trademark of Aisin Seiki Co., Ltd. CNH, Case IH and New Holland are registered trademarks of CNH America LLC. Sirius XM Connected Vehicles Services Inc. Sirius, XM, SiriusXM and SiriusXM Guardian and all related marks and logos are registered trademarks of Sirius XM Radio Inc. Facebook and logo are registered trademarks of Meta Platforms, Inc. The Twitter logo is a service mark of Twitter, Inc. Instagram and logo are registered trademarks of Instagram, Inc. Katerack is a registered trademark of Dejana Truck & Utility Equipment Co. All rights reserved. Amazon and all related logos and marks are trademarks of Amazon.com, Inc. or its affiliates. LinkedIn, the LinkedIn logo, the IN logo and InMail are registered trademarks or trademarks of LinkedIn Corporation and its affiliates in the United States and/or other countries. TikTok is a trademark of ByteDance Ltd. YouTube is a trademark of Google LLC. Continental Tire is a registered trademark of Continental Tire The Americas, LLC. Nexen is a registered trademark of Nexen Tire Corporation. BFGoodrich is a registered trademark of the BFGoodrich Tire Company.

About this catalog: since the time of publication, some of the information you'll find in this catalog may have been updated. Ask your dealer for details. Some of the equipment shown or described throughout this catalog may be available at extra cost. Specifications, descriptions, illustrative materials and all competitive comparisons contained herein are as accurate as known at the time this publication was approved. FCA US LLC reserves the right to discontinue models at any time or change specifications without notice or without incurring obligation. Options may be required in combination with other options. For the price of the model with the equipment you desire, or verification of specifications contained here, see your Ram dealer.

Ram is a registered trademark of FCA US LLC. 74-383-2322_02/23